
PearsonLloyd Edge Sofa

PearsonLloyd



Technical

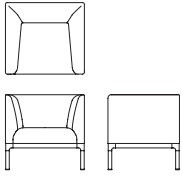
Traditional hand crafted techniques combine with precision engineering to create a sofa with a softly curved aluminium frame and beautifully refined upholstery. Characterised by clean lines and pared back elegance, the PearsonLloyd Edge sofa is available as a bench, a chair and a two or three seat sofa with or without arms in a wide selection of fabrics and leathers.

Materials

Frame (upholstery)	FSC ply, glued and screwed
Foam	CME foam
Frame	Powder coated aluminium
Legs	Powder coated aluminium with nylon adjustable glides
Upholstery	Available in a wide range of fabric and leathers or your own fabric (COM)

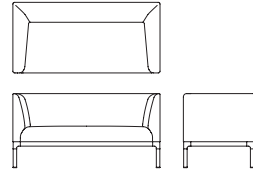
Armchair
—
EDU001

Width 850
Depth 770
Height 808



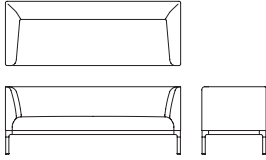
Sofa - 2 seater
—
EDU002

Width 1600
Depth 770
Height 808



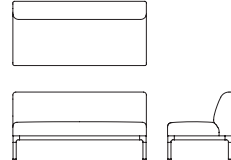
Sofa - 3 seater
—
EDU003

Width 2100
Depth 770
Height 808



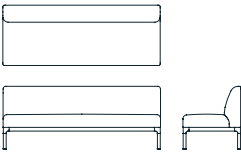
Bench
—
EDU004

Width 1600
Depth 770
Height 808



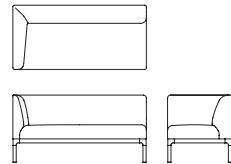
Bench
—
EDU005

Width 1600
Depth 770
Height 808



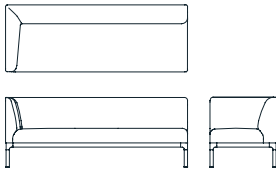
End arm - left side
—
EDU006L

Width 1600
Depth 770
Height 808



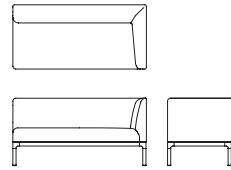
End arm - left side
—
EDU007L

Width 2100
Depth 770
Height 808



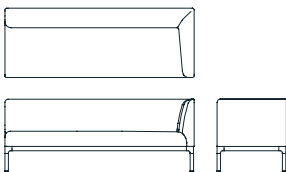
End arm - right side
—
EDU006R

Width 1600
Depth 770
Height 808



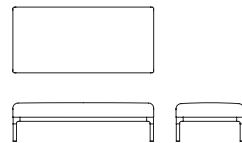
End arm - right side
—
EDU007R

Width 2100
Depth 770
Height 808



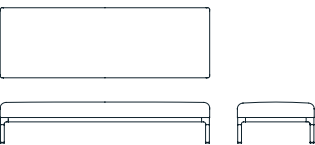
Bench
—
EDU008

Width 1600
Depth 770
Height 453



Bench
—
EDU009

Width 2100
Depth 770
Height 453



Finishes

The finishes shown are our standard finishes, if you wish to specify any finish other than these options please contact us to discuss your requirements. Please note that colours are for reference only.

Metalwork

RAL 9016 Traffic White



RAL 7021 Black Grey



RAL 7038 Agate Grey

